

**THE IOWA  
CONSORTIUM**  
FOR SUBSTANCE ABUSE RESEARCH AND EVALUATION

# **CULTURALLY COMPETENT SUBSTANCE ABUSE TREATMENT PROJECT**

## **YEAR-END EVALUATION REPORT**

**JULY 1, 2010 - JUNE 30, 2011**

**IOWA CONSORTIUM FOR SUBSTANCE ABUSE RESEARCH AND EVALUATION  
UNIVERSITY OF IOWA, IOWA CITY, IOWA 52242-5000**

**WITH FUNDS PROVIDED BY:**

**IOWA DEPARTMENT OF PUBLIC HEALTH, DIVISION OF BEHAVIORAL HEALTH;  
U.S. DEPARTMENT OF JUSTICE, OFFICE OF JUSTICE PROGRAMS, BUREAU OF JUSTICE ASSISTANCE**

**CITATION OF REFERENCES RELATED TO THIS REPORT IS APPRECIATED. SUGGESTED CITATION:**

**WHITE, K. L., GUARD, M., & ARNDT, S. (2011). CULTURALLY COMPETENT TREATMENT PROJECT: YEAR-END EVALUATION REPORT. (IOWA DEPARTMENT OF PUBLIC HEALTH CONTRACT #5882CP43) IOWA CITY, IA: IOWA CONSORTIUM FOR SUBSTANCE ABUSE RESEARCH AND EVALUATION.  
[HTTP://ICONSORTIUM.SUBST-ABUSE.UIOWA.EDU](http://iconsortium.subst-abuse.uiowa.edu)**



**THE IOWA  
CONSORTIUM**  
FOR SUBSTANCE ABUSE RESEARCH AND EVALUATION

**CULTURALLY COMPETENT SUBSTANCE  
ABUSE  
TREATMENT PROJECT**

**JULY 1, 2010 - JUNE 30, 2011**

**KRISTIN WHITE, MA  
EVALUATION COORDINATOR**

**MOLLY GUARD, MA  
ASSOCIATE DIRECTOR**

**STEPHAN ARNDT, PHD  
DIRECTOR**

## EXECUTIVE SUMMARY

On July 1, 2010, the Iowa Department of Public Health (IDPH) received a general fund appropriation from the Iowa Legislature (House File 2526) to implement pilot projects providing culturally competent substance abuse treatment. The three community-based agencies providing services under the Culturally Competent Substance Abuse Treatment Project for the project year spanning July 1, 2010 to June 30, 2011 are: Area Substance Abuse Council (ASAC), Cedar Rapids; Jackson Recovery Centers, Sioux City; and House of Mercy, Des Moines. (House of Mercy provided the screening of potential clients and subcontracted with Urban Dreams, also in Des Moines, to provide the treatment services).

The agencies conducted 206 placement screenings with 200 individual clients, and admitted 133 clients to treatment.

### Number of Clients Screened and Admitted by Agency: July 1, 2010 – June 30, 2011

	Area Substance Abuse Council	Jackson Recovery Centers	House of Mercy	TOTAL
Clients Screened	78	44	78	200
Clients Admitted to CCTP Treatment	67	30	36	133
Annual Target for Admissions	75	50	50	175

Sixty-eight percent of clients admitted to the Culturally Competent Treatment Project were African American, thirty percent were Hispanic or Latino, and two percent were both African American and Hispanic or Latino. Eighty-six percent of clients were male and fourteen percent were female. The median age of clients admitted to the project was 32 years.

Eighty Culturally Competent Treatment Project (CCTP) clients were discharged from treatment. Forty-three percent successfully completed treatment and fifty-eight percent were discharged prior to completion of treatment. Of clients who did not successfully complete treatment, eighty-five percent left the program of their own accord.

### Numbers of Clients Discharged and Discharge Status

Discharge Status	TOTALS
Number of Clients with Successful Discharge	34
Number of Clients Discharged Prior to Treatment Completion	46
Total Number of Clients Discharged	80

It is recommended that participating agencies further assess the barriers to members of their target minority groups to entering treatment; increase efforts to reach women and address barriers to minority women entering treatment; and examine client satisfaction survey results and other data to develop strategies to decrease premature discharges.

# TABLE OF CONTENTS

EXECUTIVE SUMMARY.....	i
TABLE OF CONTENTS .....	ii
INTRODUCTION.....	1
<b>Project Overview</b> .....	<b>1</b>
OUTCOMES EVALUATION.....	3
<b>Client Screenings and Admissions</b> .....	<b>3</b>
<b>Client Demographics – Project Totals</b> .....	<b>4</b>
Race/Ethnicity .....	4
Sex .....	4
Age.....	4
<b>Client Demographics by Agency</b> .....	<b>5</b>
Area Substance Abuse Council .....	5
Jackson Recovery Centers .....	6
House of Mercy.....	7
<b>Client Discharges</b> .....	<b>8</b>
CONCLUSION .....	9

# INTRODUCTION

## Project Overview

---

On July 1, 2010, the Iowa Department of Public Health (IDPH) received a general fund appropriation from the Iowa Legislature (House File 2526) to implement pilot projects providing culturally competent substance abuse treatment. Through a competitive request for proposals process, IDPH awarded funds to three community-based substance abuse treatment providers to implement culturally competent substance abuse treatment programs through June 30, 2011. Agency funding for the programs officially began in October 2010, however, program admissions from July 1 on for agencies that participated in the 2007-2010 Culturally Competent Treatment Project (CCTP) are considered part of this project.

The three agencies providing services under the Culturally Competent Substance Abuse Treatment Project are:

- Area Substance Abuse Council (ASAC), Cedar Rapids;
- Jackson Recovery Centers, Sioux City; and
- House of Mercy, Des Moines. (House of Mercy provided the screening of potential clients and subcontracted with Urban Dreams, also in Des Moines, to provide the treatment services).

ASAC's program targets African American and Hispanic/Latino clients and uses the Matrix Model and the Black Children of Drug Addicted Parents (BCODAP) curriculum. ASAC is training all agency staff using Darold Wing Sue's cultural competency materials.

Jackson Recovery Centers' program targets Hispanic/Latino clients and uses the Matrix Model and the Love and Logic parenting curriculum. Jackson Recovery Centers is consulting with Jim Wuelfing and Art Woodard on increasing staff cultural competency.

House of Mercy's program targets African American clients and uses the Motivational Interviewing and Motivational Enhancement models.

The objectives of the Culturally Competent Substance Abuse Treatment Project (CCTP) are to:

- increase substance abuse treatment options for targeted cultural, ethnic, or racial populations;
- provide substance abuse treatment services using evidence-based methods or curricula that have demonstrated positive outcomes with the target population;
- identify barriers and work with community supportive services to assist clients in participating in and completing treatment services;
- assess CCTP effectiveness and client outcomes by maintaining contact with clients for six months after discharge;
- disseminate information about the project including, but not limited to, programming, lessons learned, community involvement, and outcomes;
- train substance abuse treatment staff to work more effectively with the target population; and
- measure cultural competence and cultural satisfaction of clients, family members, and staff by administration of pre- and post-surveys.



The Iowa Consortium for Substance Abuse Research and Evaluation (Consortium) was selected to conduct an evaluation of the Culturally Competent Substance Abuse Treatment Project. Participating agencies submit client screening, admission, and discharge records to IDPH's Central Data Repository through the state's electronic substance abuse reporting system. IDPH provides project-related client records to the Consortium monthly from the Central Repository. The data provided in this report are based on information obtained from those records. This evaluation report provides outcomes data for the 2010-2011 project year: July 1, 2010 through June 30, 2011.



## OUTCOMES EVALUATION

### Client Screenings and Admissions

The agencies conducted two-hundred six placement screenings with two-hundred separate clients who met the preliminary criteria for admission to the Culturally Competent Treatment Project (some individuals were screened more than once over the course of the project year). One-hundred thirty-three clients were admitted to treatment during the 2010-2011 project year. Table 1 presents the number of clients screened and the number of clients admitted to the Culturally Competent Treatment Project (CCTP) by agency, based on records agencies submitted to IDPH's Central Data Repository. Table 1 also provides annual target admission numbers to indicate progress toward goals.

**Table 1. Number of Clients Screened and Admitted: July 1, 2010 – June 30, 2011**

	Area Substance Abuse Council	Jackson Recovery Centers	House of Mercy	TOTAL
Clients Screened	78	44	78	200
Clients Admitted to CCTP Treatment	67	30	36	133
Annual Target for Admissions	75	50	50	175

As mentioned above, some clients were screened more than once over the course of the project year. Table 2 presents data on the total number of placement screenings conducted by each agency for clients meeting preliminary criteria for inclusion in the project, and the ratio of screenings conducted to the number of clients admitted. For every one client admitted, ASAC conducted 1.2 placement screenings, Jackson Recovery Centers conducted 1.6 placement screenings, and House of Mercy conducted 2.2 placement screenings.

**Table 2. Screenings Conducted and Ratio of Screenings to Admissions**

	Area Substance Abuse Council	Jackson Recovery Centers	House of Mercy	TOTAL
Placement Screenings Conducted	79	47	80	206
Ratio of Screenings to Admissions	1.2 : 1	1.6 : 1	2.2 : 1	1.5 : 1





## Client Demographics – Project Totals

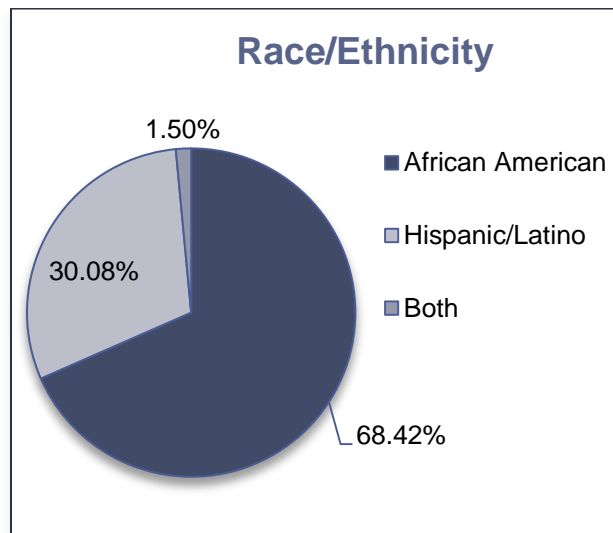
### Race/Ethnicity

Sixty-eight percent (68.4%) of clients admitted to the Culturally Competent Treatment Project were African American, thirty percent (30.1%) were Hispanic or Latino, and two percent (1.5%) were both African American and Hispanic or Latino.

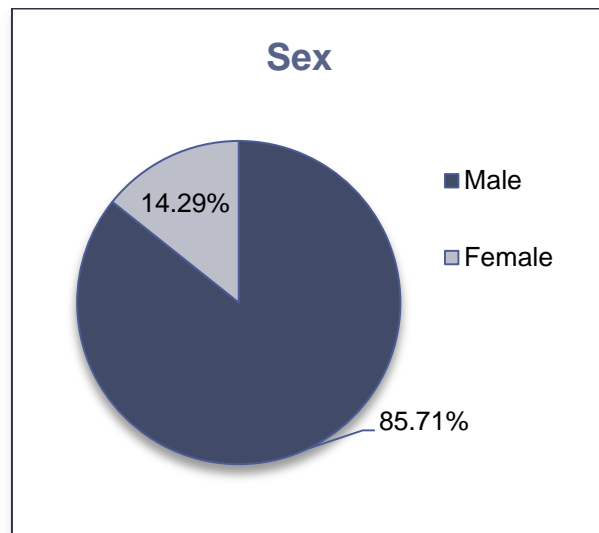
### Sex

Eighty-six percent (85.7%) of clients were male and fourteen percent (14.3%) were female. Figures 3 and 4 provide visual presentations of race/ethnicity and sex breakdowns, respectively.

**Figure 1. Race/Ethnicity of Project Clients**



**Figure 2. Sex of Project Clients**



### Age

The median age of clients admitted to the project was thirty-two (31.5) years. Clients ranged in age from eighteen to sixty-five. Table 3 presents data on age of clients admitted to the project.

**Table 3. Client Age at Admission**

	Median	Range	
		Minimum (Youngest)	Maximum (Oldest)
Age of Clients at Admission	31.5	18	65



## Client Demographics by Agency

### Area Substance Abuse Council

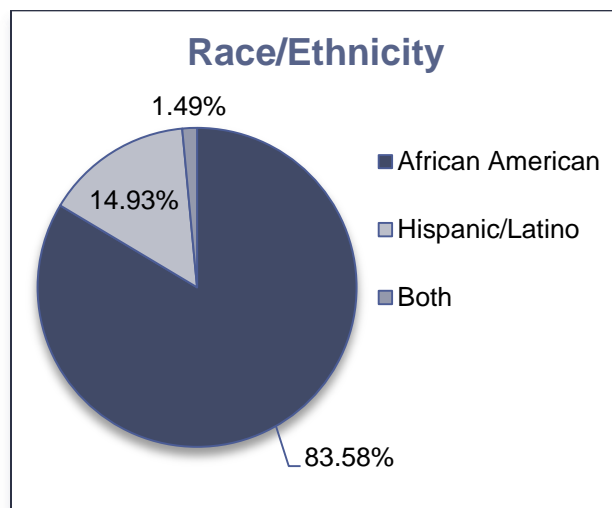
#### Race/Ethnicity of Area Substance Abuse Council Clients

Eighty-four percent (83.6%) of clients admitted to the program at ASAC were African American, fifteen percent (14.9%) were Hispanic or Latino, two percent (1.5%) identified themselves as both African American and Hispanic or Latino. Figure 3 provides a visual presentation of race/ethnicity breakdowns for ASAC clients.

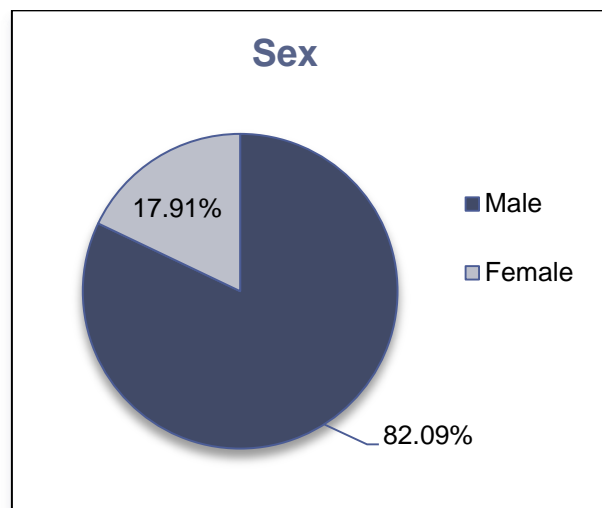
#### Sex of Area Substance Abuse Council Clients

Eighty-two percent (82.1%) of clients admitted to the program at ASAC were male and seventeen percent (16.9%) were female. Figure 4 provides a visual presentation of sex breakdowns for ASAC clients.

**Figure 3. Race/Ethnicity of ASAC Clients**



**Figure 4. Sex of ASAC Clients**



The median age of clients admitted to the program at ASAC was thirty-one (31.0) years. Clients ranged in age from eighteen to fifty-seven. Table 4 presents data on age of clients admitted to ASAC.

#### Age of Area Substance Abuse Council Clients

**Table 4. Client Age at Admission – Area Substance Abuse Council**

	Median	Range	
		Minimum (Youngest)	Maximum (Oldest)
Age of Clients at Admission	31	18	57



## Jackson Recovery Centers

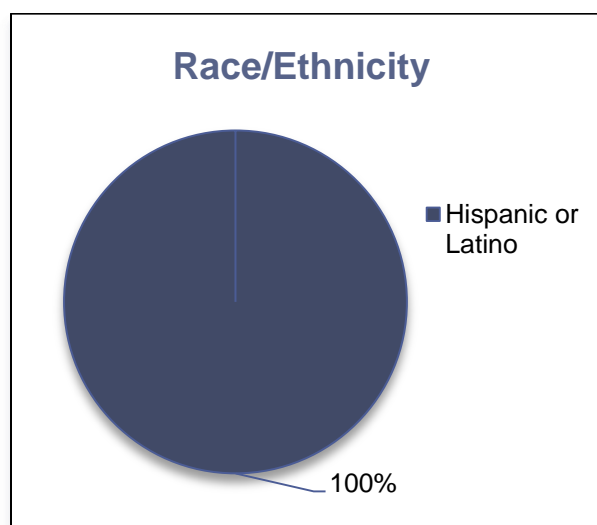
### Race/Ethnicity of Jackson Recovery Centers Clients

One-hundred percent (100%) of clients admitted to the program at Jackson Recovery Centers were Hispanic or Latino. Figure 5 provides a visual presentation of race/ethnicity breakdowns for Jackson Recovery Centers\_clients.

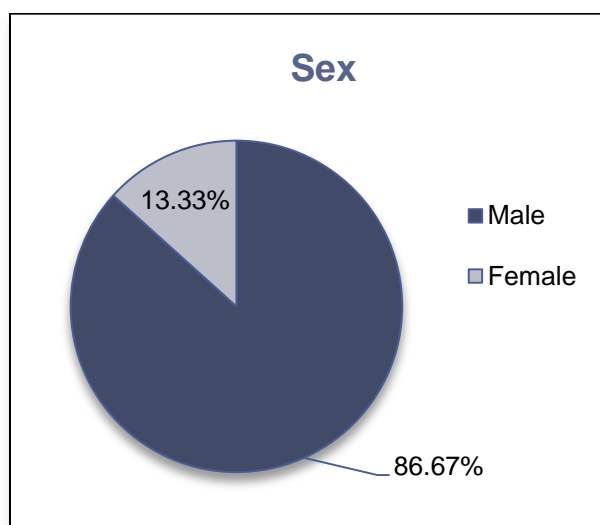
### Sex of Jackson Recovery Centers Clients

Eighty-seven percent (86.7%) of clients admitted to the program at Jackson Recovery Centers were male and thirteen percent (13.3%) were female. Figure 6 provides a visual presentation of sex breakdowns for Jackson Recovery Centers clients.

**Figure 5. Race/Ethnicity of Jackson Recovery Centers Clients**



**Figure 6. Sex of Jackson Recovery Centers Clients**



### Age of Jackson Recovery Centers Clients

The median age of clients admitted to the program at Jackson Recovery Centers was thirty-six (35.5) years. Clients ranged in age from eighteen to sixty-two. Table 5 presents data on age of clients admitted to Jackson Recovery Centers.

**Table 5. Client Age at Admission – Jackson Recovery Centers**

	Median	Range	
		Minimum (Youngest)	Maximum (Oldest)
Age of Clients at Admission	35.5	18	62



## House of Mercy

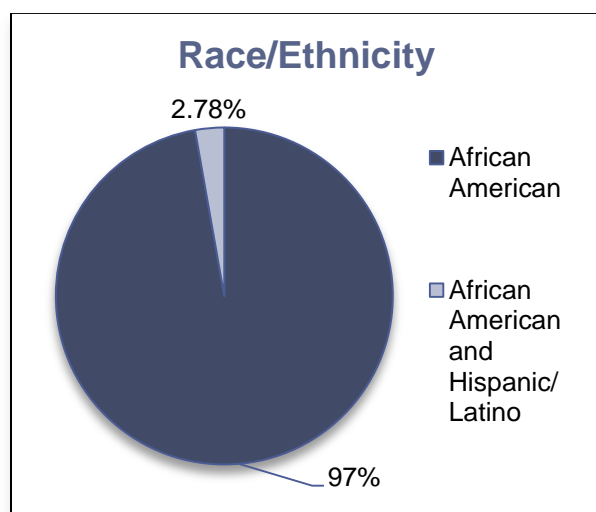
### Race/Ethnicity of House of Mercy Clients

Ninety-seven percent (97.2%) of clients admitted to the program under House of Mercy were African American, and three percent (2.8%) were both African American and Hispanic or Latino. Figure 7 provides a visual presentation of race/ethnicity breakdowns for House of Mercy clients.

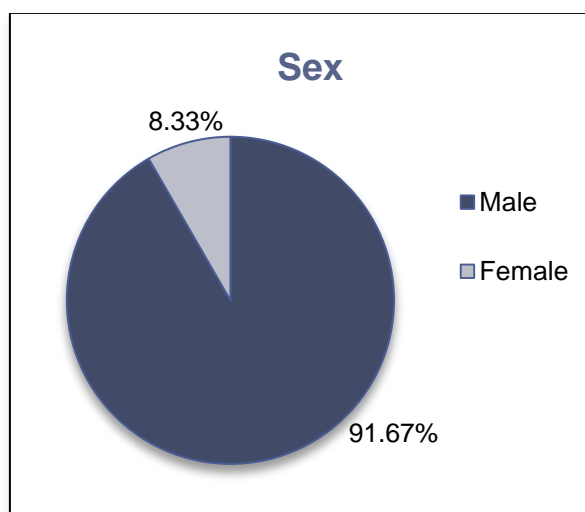
### Sex of House of Mercy Clients

Ninety-two percent (91.7%) of clients admitted to the program under House of Mercy were male and eight percent (8.3%) were female. Figure 8 provides a visual presentation of sex breakdowns for House of Mercy clients.

**Figure 7. Race/Ethnicity of House of Mercy Clients**



**Figure 8. Sex of House of Mercy Clients**



### Age of House of Mercy Clients

The median age of clients admitted to the program under House of Mercy was twenty-eight (28) years. Clients ranged in age from eighteen to sixty-five. Table 6 presents data on age of clients admitted to House of Mercy.

**Table 6. Client Age at Admission – House of Mercy**

	Median	Range	
		Minimum (Youngest)	Maximum (Oldest)
Age of Clients at Admission	28	18	65



## Client Discharges

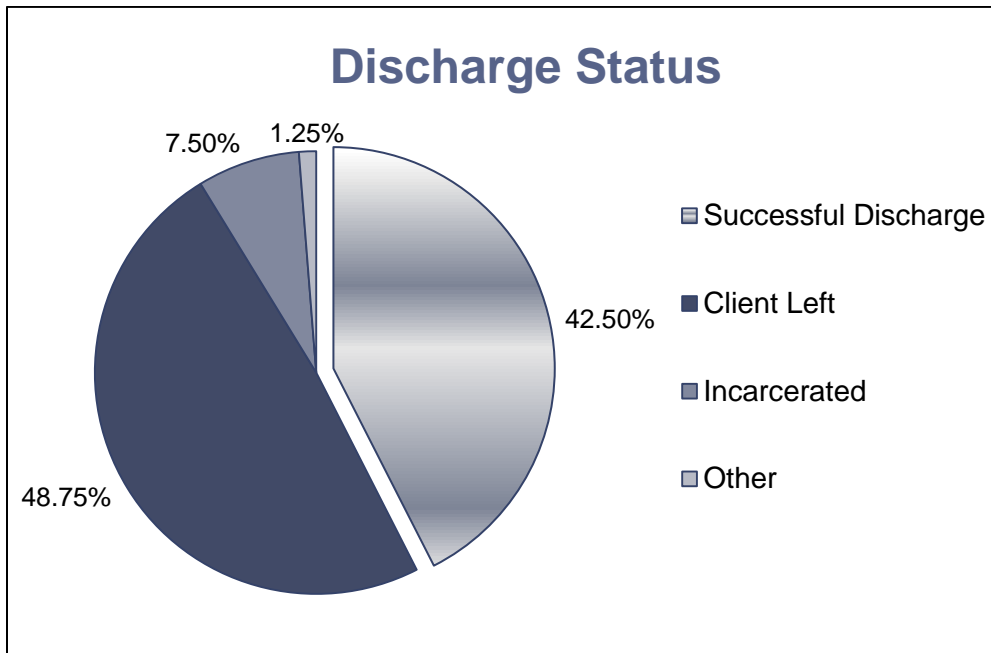
Eighty Culturally Competent Treatment Project (CCTP) clients admitted during the project year have been discharged from treatment. Forty-three percent (42.5%) successfully completed treatment (having either fully or substantially completed their treatment plans), and fifty-eight percent (57.5%) were discharged prior to completion of treatment. Table 7 presents data on the numbers of clients discharged, by discharge status.

**Table 7. Numbers of Clients Discharged and Discharge Status**

Discharge Status	TOTALS
Number of Clients with Successful Discharge	34
Number of Clients Discharged Prior to Treatment Completion	46
Total Number of Clients Discharged	80

Of the forty-six clients who were discharged prior to treatment completion, thirty-nine clients (84.8%) left the program of their own accord, six clients (13.0%) were incarcerated, and one client (2.2%) was discharged for another, unspecified reason. Figure 9 provides a visual presentation of client discharge status information.

**Figure 9. Client Discharge Status**



## CONCLUSION

Based on records agencies entered into the state's substance abuse reporting system, agencies conducted placement screenings with two-hundred clients and admitted one-hundred thirty-three clients to treatment under the Culturally Competent Substance Abuse Treatment Project (CCTP) between July 1, 2010 and June 30, 2011. Admissions for all agencies are below their annual goals for numbers of clients served. It may be beneficial for agencies to evaluate their assessment and referral systems and further assess the barriers to members of their target minority groups to entering treatment.

Agencies appear to be admitting members of the racial/ethnic groups they intended to serve. All agencies have admitted much higher percentages of males than females, and should increase efforts to reach women, including identifying and addressing specific barriers to treatment for women of the targeted minority groups.

Eighty clients have been discharged from treatment. Forty-three percent of those clients successfully completed treatment. Of clients who did not successfully complete treatment, eighty-five percent left the program on their own prior to treatment completion. Results of client satisfaction surveys agencies administer to clients through this project may help shed light on reasons behind clients leaving the programs early. It may be beneficial for agency staff to conduct additional assessments of barriers to minority clients finishing treatment, and to develop strategies to address those barriers.

It should be noted that these findings are preliminary and are based on a small sample size. Outcomes may change as larger numbers of clients are admitted to the project.

